


## Legepestrot – plans for 2024

---



**23 april 2024**

# Innhold

---

INTRODUCTION .....	3
From eradication to "spread-avoidance" .....	4
Overview of the legepestrot-areas .....	5
Area-1 work plan .....	6
Area-2 work plan .....	7
Area-3 work plan .....	8
When to spray (growth curves for legepestrot).....	9

## INTRODUCTION

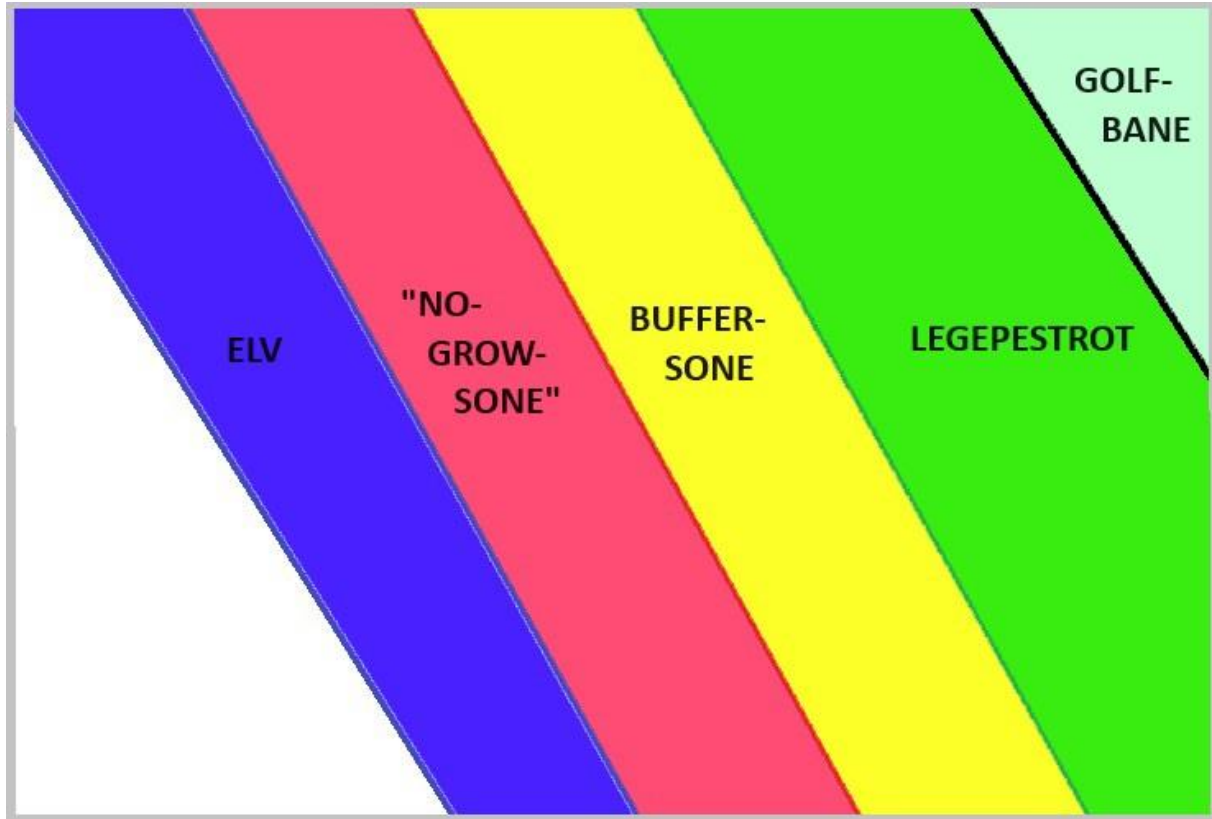
It seems like we must change scope from "*total eradication*" as originally planned to implement a plan to *prevent the plants to spread to the rivers* ("spread avoidance") Østernbekken and Sæterbekken. The reason for this is among others:

1. The areas are too big to handle (spraying) for one person.
2. That person must exactly time the spraying day (when the weather is suitable; no rain, not much wind at the spraying day and the following days) in relation to other daily work on the golf course. This is difficult.

In addition, when this "spread avoidance" method is implemented and hopefully succeeded, the green-keeper at Haga golf can proceed (in the next years to come) spraying the buffer-zones without any interference from Bærum Elveforum.

## From eradication to “spread-avoidance”

NO\_GROW-ZONES

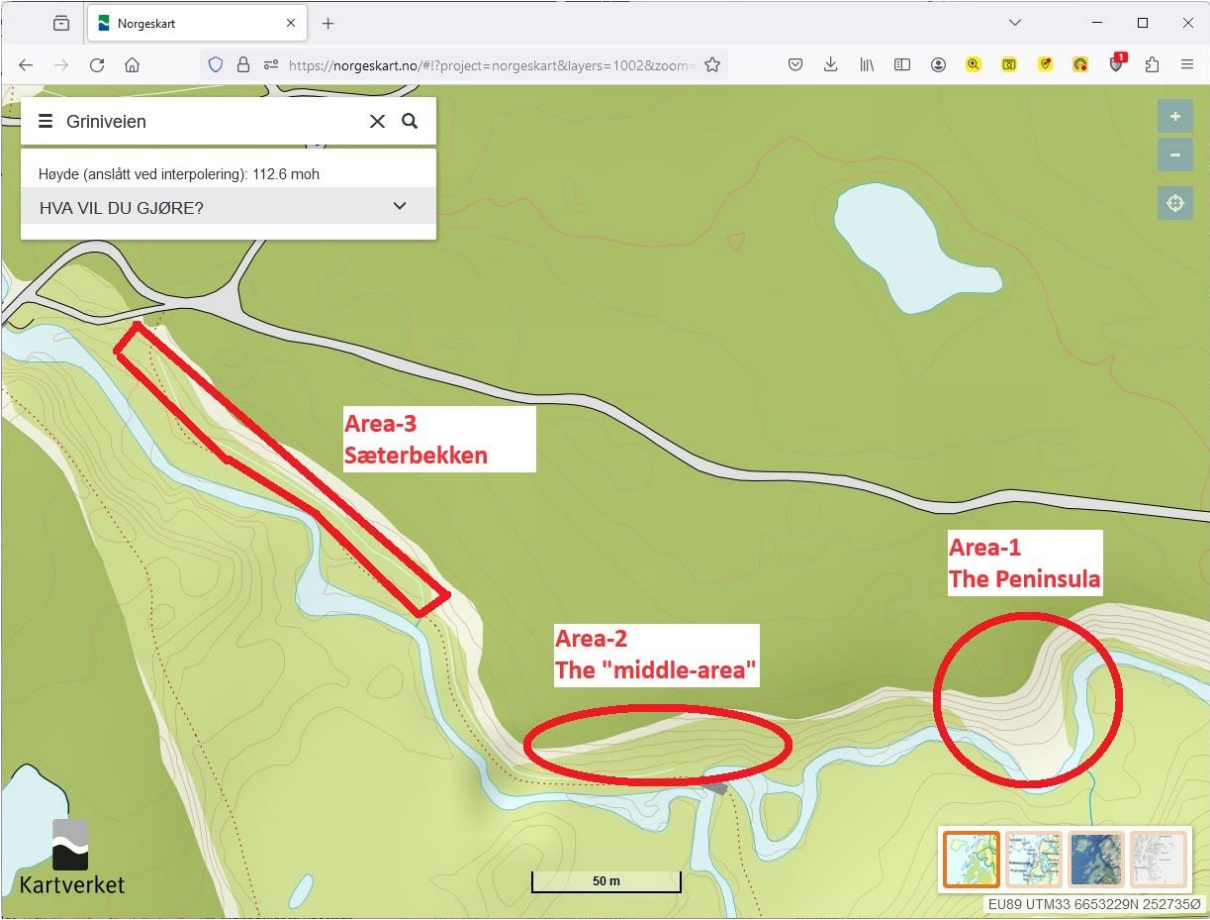


*Principle for the NO\_GROW\_ZONE (the blue zone is the river).*

If glyfosat is to be used closer than three meters from the water, we must have a specific approval to do so from Mattilsynet. So, what we do is to define the following zones:

1. A NO\_GROW\_ZONE – the area closer than three meters from the water. The red zone. Here, the legepestrot-plants shall never grow.
2. A BUFFER-ZONE – an area more than three meters from the river. E.g the area between 3 to 6 meters from the water. The yellow zone. Here, the legepestrot-plants shall be sprayed at “regular intervals” - every four year?). The spraying of this area shall ensure the NO\_GROW\_ZONE not to contain any plants.
3. A “grow-zone” is the areas where the legepestrot can reside (the green zone)

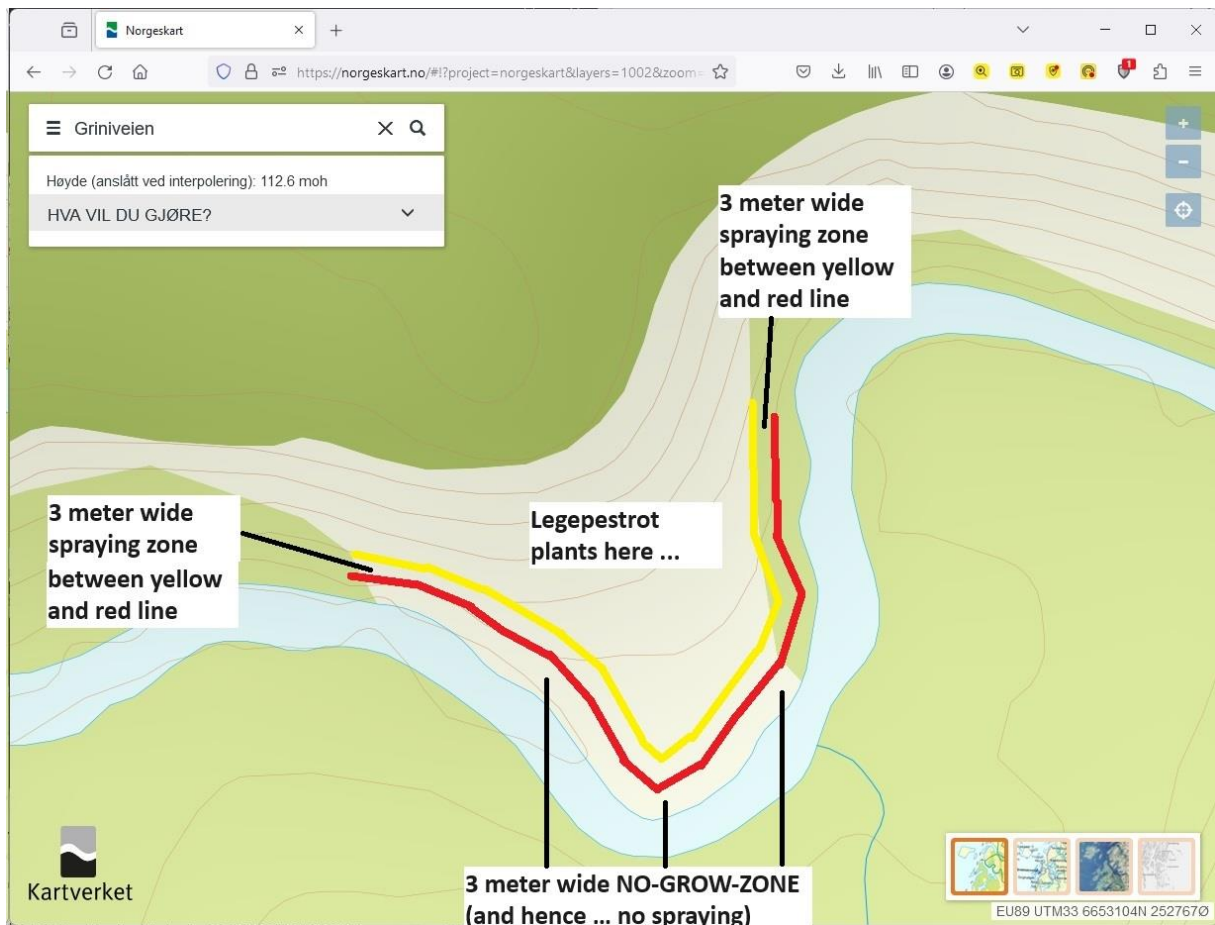
# Overview of the legepestrot-areas



Map over the three areas handled separately in the following ...




## Area-1 work plan



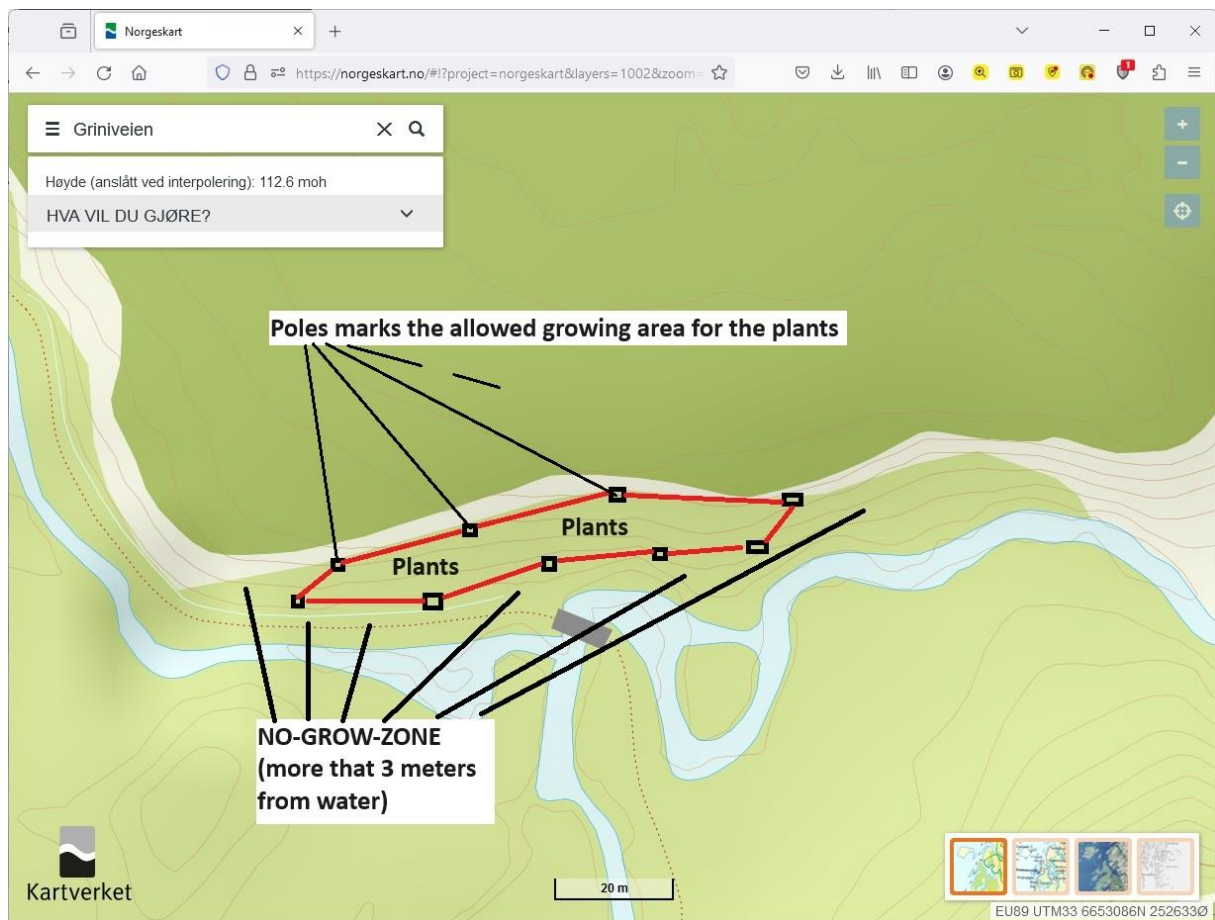
Working plan for area-1:

1. Red poles must be erected (at the red line) to mark the red NO\_GROW\_ZONE.
2. Yellow poles must be erected (at the yellow line) to mark the yellow BUFFER\_ZONE.
3. The areas between the red and yellow lines (the BUFFER\_ZONE) shall be sprayed with glyfosat.
4. The areas between the red line and the river shall be sprayed with glyfosat (if any plants survived previous year/spraying).

*Red and yellow poles must be placed in the areas before spraying ...*



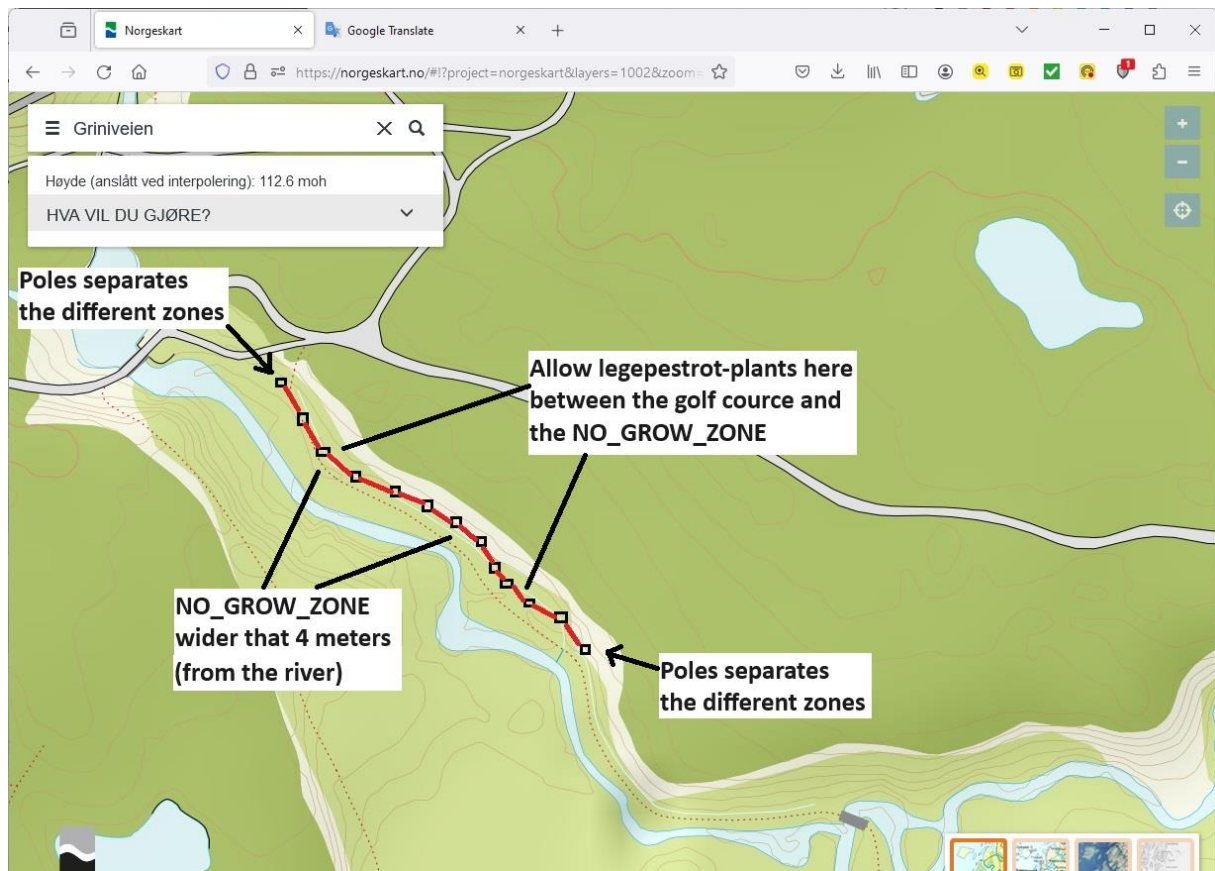
## Area-2 work plan



Working plan for area-2:

1. Red poles must be erected (at the red line) to mark the allowable GROW\_ZONE.
2. The NO\_GROW\_ZONE (all plans outside this GROW\_ZONE) is not close to the river.
3. Plants in the NO\_GROW\_ZONE must be sprayed at regular intervals (every 3-4 years?).

## Area-3 work plan



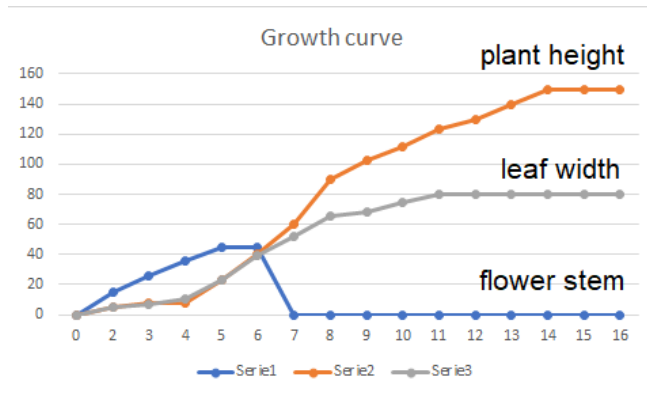
Working plan for area-3:

1. Red poles must be erected (at the red line) to mark the allowable GROW\_ZONE.
2. The NO\_GROW\_ZONE (all plans outside this GROW\_ZONE) is not close to the river.
3. Plants in the NO\_GROW\_ZONE must be sprayed at regular intervals (every 3-4 years?).
4. Machine cut the areas between the golf course and the red poles (where possible) at regular intervals during the season.



## When to spray (growth curves for legepestrot)

One should preferably spray in the growth season, between end of may to mid july.



23/04/2021	✓	2
02/05/2021	✓	3
08/05/2021	✓	4
16/05/2021	✓	5
22/05/2021	✓	6
31/05/2021	✓	7
06/06/2021	✓	8
14/06/2021	✓	9
21/06/2021	✓	10
28/06/2021	✓	11
06/07/2021	✓	12
11/07/2021	✓	13
18/07/2021	✓	14
25/07/2021	✓	15
10/08/2021	✓	16

Vekstkurver for legepestrot ved Haga golf i 2021

One should preferably spray in the growth season, between end of May to mid-july.